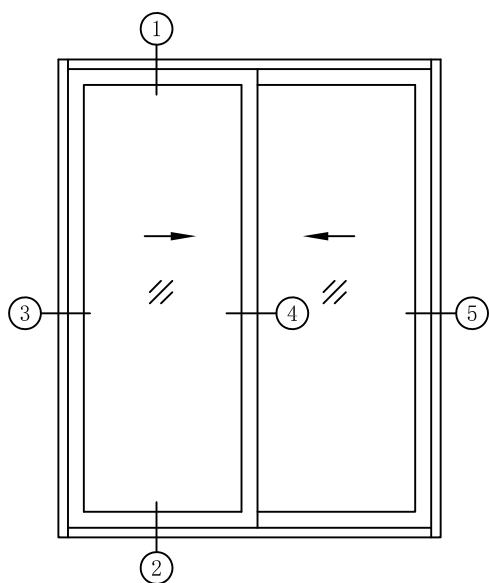
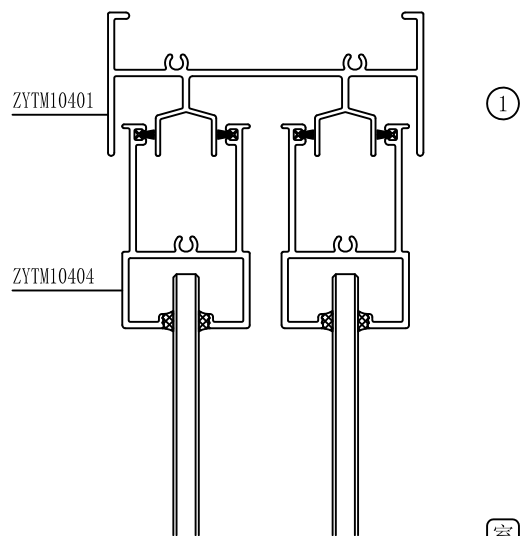


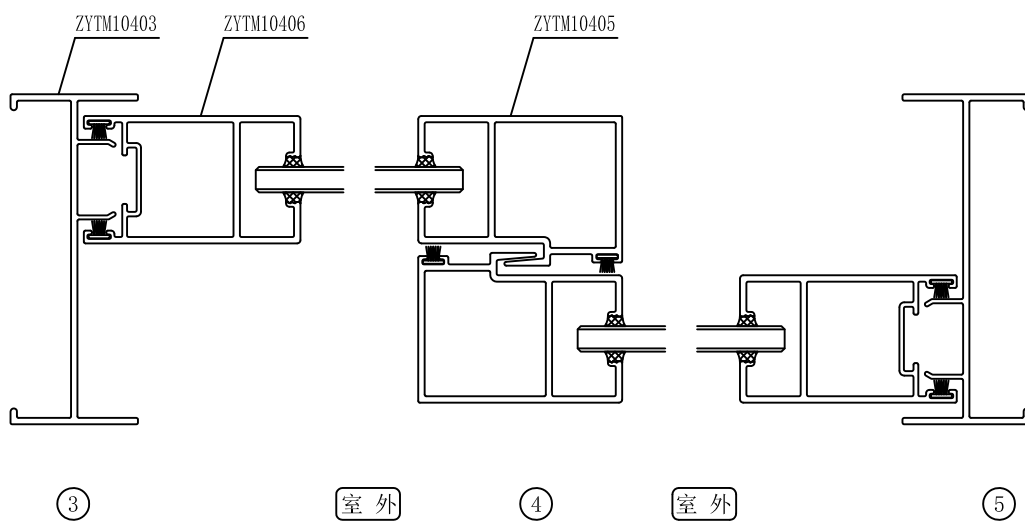
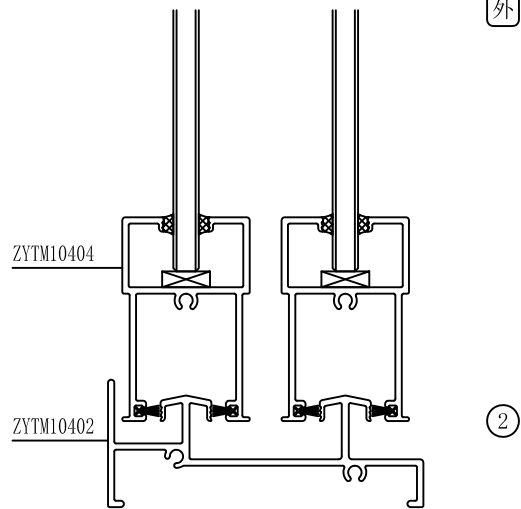
ZYTM104系列推拉门结构图



标准门: 1.8mX2.2m, 耗材约6.5kg/m²。



室外



3

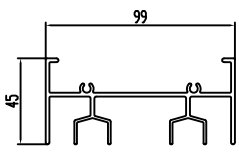
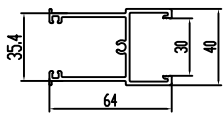
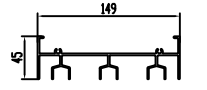
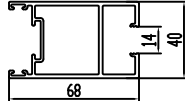
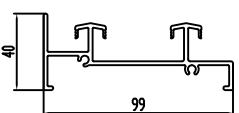
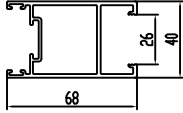
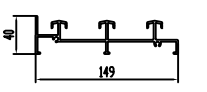
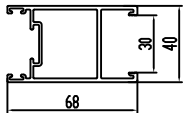
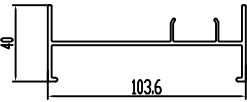
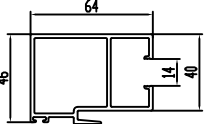

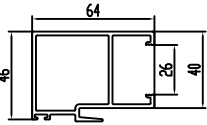
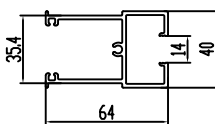
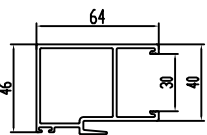
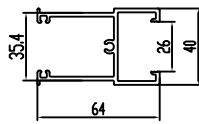
室外

4

室外

5

ZYTM104系列推拉门型材目录

型材编号	图 例	型材编号	图 例	型材编号	图 例
名称		名称		名称	
壁厚T(mm)		壁厚T(mm)		壁厚T(mm)	
重量(kg/m)		重量(kg/m)		重量(kg/m)	
ZYTM10401 上滑 T=2.0 1.566 kg/m		ZYTM10404A 上下方 T=2.0 1.043 kg/m			
ZYTM10408 三轨上滑 T=2.0 2.051 kg/m	 比例: 1: 2	ZYTM10406 光企 T=2.0 1.276 kg/m			
ZYTM10402 下滑 T=2.0 1.358 kg/m		ZYTM10406B 光企 T=2.0 1.211 kg/m			
ZYTM10409 三轨下滑 T=2.0 1.943 kg/m	 比例: 1: 2	ZYTM10406A 光企 T=2.0 1.190 kg/m			
ZYTM10403 边封 T=2.0 1.089 kg/m		ZYTM10405 勾企 T=2.0 1.358 kg/m			
ZYTM10410 三轨边封 T=2.0 1.360 kg/m	 比例: 1: 2	ZYTM10405B 勾企 T=2.0 1.293 kg/m			
ZYTM10404 上下方 T=2.0 1.130 kg/m		ZYTM10405A 勾企 T=2.0 1.271 kg/m			
ZYTM10404B 上下方 T=2.0 1.065 kg/m		ZYTM10407 收口 T=2.0 0.331 kg/m	